



File Name: Dell 2007Wfp Monitor Manual.pdf

Size: 1622 KB

Type: PDF, ePub, eBook

Category: Book

Uploaded: 15 May 2019, 19:58 PM

Rating: 4.6/5 from 753 votes.

Status: AVAILABLE

Last checked: 11 Minutes ago!

In order to read or download Dell 2007Wfp Monitor Manual ebook, you need to create a FREE account.

[Download Now!](#)

eBook includes PDF, ePub and Kindle version

[Register a free 1 month Trial Account.](#)

[Download as many books as you like \(Personal use\)](#)

[Cancel the membership at any time if not satisfied.](#)

[Join Over 80000 Happy Readers](#)

Book Descriptions:

We have made it easy for you to find a PDF Ebooks without any digging. And by having access to our ebooks online or by storing it on your computer, you have convenient answers with Dell 2007Wfp Monitor Manual . To get started finding Dell 2007Wfp Monitor Manual , you are right to find our website which has a comprehensive collection of manuals listed.

Our library is the biggest of these that have literally hundreds of thousands of different products represented.




Book Descriptions:

Dell 2007Wfp Monitor Manual




Refer to this label if you need to contact Dell for 3 Barcode serial number label technical support. Doing so may create the danger of electric shock. Only a qualified technician should open the monitor case. Ensure that nothing rests on your computer's cables and that the cables are not located where they can be stepped on or tripped over. Trademarks used in this text: Dell, the DELL logo, Inspiron, Dell Precision, Dimension, OptiPlex, Latitude, PowerEdge, PowerVault, PowerApp, and Dell OpenManage are trademarks of Dell Inc.; ENERGY STAR is a registered trademark of the U.S. Environmental Protection Agency. As an ENERGY STAR partner, Dell Inc. Other trademarks and trade names may be used in this document to refer to either the entities claiming the marks and names or their products. Dell Inc. disclaims any proprietary interest in trademarks and trade names other than its own. Model 2007FP March 2006 Rev. NOTICE A NOTICE indicates either potential damage to hardware or loss of data and tells you how to avoid the problem. CAUTION A CAUTION indicates a potential for property damage, personal injury, or death. Next Page 2 Back to Contents PagePage 3 VESA mounting holes 100mm Use to mount the monitor. Bottom ViewPreset display areaPage 7 VGA ConnectorAppendixFCC Identification Information. FCC Class B. This. Page 12 l Never insert anything metallic into the monitor openings. Doing so may create the danger of electric shock. Country Code 54City Code 11Page 14 Customer Service printer, projectors, televisions, Canada North York, Ontario Hardware. Page 15 Technical Fax 22537 2728Page 16 Technical Support 0825 004 719Page 17 Sales Home and Small Business 1600 33 8046International. Page 19 001877. Country Code 52MontserratPage 20 PortugalInternational Access Code 00 Customer Care 800 300 413. Country Code 351 800 300 410 or 800 300 411 or 800 300 412 or Sweden Upplands VasbyRotating Your Monitor Page 24 Back to Contents Page. Setting Up Your MonitorSee Accessing http://angelojroble.com/admin_initial_test/userfiles/culvert-manual-idot.xml

- **dell monitor 2007fp manual, dell 2007fp monitor manual, dell monitor 2007fph manual, dell monitor 2007wfp user manual, 1.0, dell monitor 2007fp manual, dell 2007fp monitor manual, dell monitor 2007fph manual, dell monitor 2007wfp user manual.**



Page 28 Icon Menu and Submenus DescriptionPage 29 VGA Select VGA input when you are using the analog VGA connector. Push to select the VGA input source. Page 30 Color Reset Return your monitor color settings to those that were set at the time of manufacture. See Monitor. Page 35 Setting the Optimal ResolutionPage 37 Back to Contents Page. Solving ProblemsPage 38 Missing Pixels LCD screen has 1 Cycle power on/offPage 39 Product Specific ProblemsPage 41 Back to Contents Page. Using Your Adjustable Monitor StandPage 42 NOTE Stand is detached and extended when the monitor is shipped from the factory. Stand extends. Page 43. Ideal for home users, small businesses and corporate customers alike. Quality Dellbranded monitors are designed to our exacting quality standards and manufactured by the world's foremost suppliers, who must pass Dell's stringent quality audit. All Dell monitors meet or exceed relevant industry standards. Reliability Dellbranded monitors undergo exhaustive testing for performance, reliability, durability and compatibility with Dell systems. Under our H.A.L.T Highly Accelerated Life Cycle Testing regimen, Dell engineers push our monitors well past specified tolerance limits for heat, cold, vibration, shocks and drops, to ensure that they can withstand realworld conditions. PricePerformance Value Dell's enormous buying power and direct business model allows us to offer high quality monitors at low prices. Dealing with Dell, the world's largest Flat Panel provider 1, means a single point of contact and accountability, and the peace of mind of purchasing from a stable and reliable technology partner. See Important Information on Page 3 Next Dell cannot be held responsible for typography and photography. Be sure to check that it is the user manual to exactly the device that you are looking for. In our database Dell UltraSharp 2007WFP it belongs to the category Computer

Monitor. <http://cpadance.com/usercontent/file/cumberland-granulator-manual.xml>

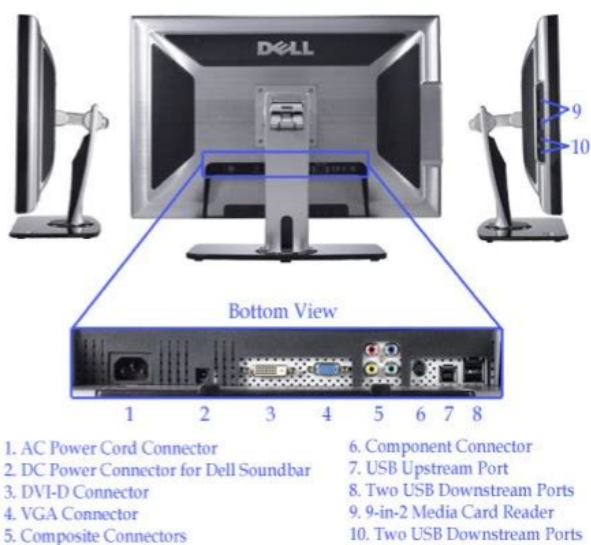


A user manual Dell UltraSharp 2007WFP is taken from the manufacturer, a Dell company it is an official document, so if you have any doubts as to its contents, please contact the manufacturer of the device Dell UltraSharp 2007WFP directly. You can view the user manual Dell UltraSharp 2007WFP directly online or save and store it on your computer. If you have any questions, you can ask them in the form below. Other users viewing this website will have the opportunity to help you solve your problem with Dell UltraSharp 2007WFP. Remember that you can also share the solution. If you solved the problem yourself, please write the solution to the problem with Dell UltraSharp 2007WFP you will surely help many users by doing so. Ask a question our users can help you.

Instructions Operation is subject to However, there is no guarantee that If this equipment does Avoid moving the monitor between locations with large temperature differences. Do not subject the monitor to severe vibration or high impact conditions. For example, do not place the monitor inside a car trunk. Do not store or use the monitor in locations exposed to high humidity or dusty environment. Do not allow water or other liquids to spill on or into the monitor. Keep flat panel monitor in room temperature conditions. Excessive cold or hot conditions can have an adverse effect on the liquid crystal of the display. Never insert anything metallic into the monitor openings. Doing so may create the danger of electric shock. To avoid electric shock, never touch the inside of the monitor. Only a qualified technician should open the monitor case. Never use your monitor if the power cable has been damaged. Ensure that nothing rests on your computers cables and that the cables are not located where they can be stepped on or tripped over. Be sure to grasp the plug, not the cable, when disconnecting the monitor from an electric socket. Openings in the monitor cabinet are provided for ventilation.

To prevent overheating, these openings should not be blocked or covered. Avoid using the monitor on a bed, sofa, rug, or other soft surface, as doing so may block the ventilation openings in the bottom of the cabinet. If you place the monitor in a bookcase or an enclosed space, be sure to provide adequate ventilation and air flow. Place your monitor in a location with low humidity and minimum dust. Avoid places similar to a damp basement or dusty hallway. Do not expose the monitor to rain or use it near water in kitchens, next to swimming pools, etc.. If the monitor accidentally gets wet, unplug it and contact an authorized dealer immediately. You can clean the monitor with a damp cloth when necessary, being sure to unplug the monitor first. Place the monitor on a solid surface

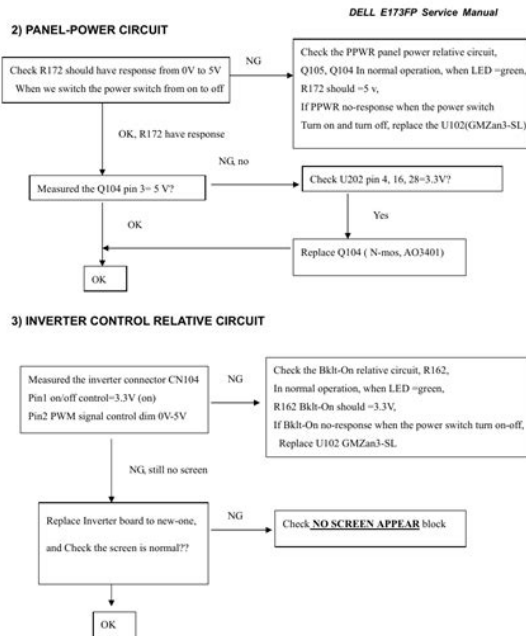
and treat it carefully. The screen is made of glass and can be damaged if dropped or hit sharply. Locate your monitor near an easily accessible electric outlet. If your monitor does not operate normally in particular, if there are any unusual sounds or smells coming from it unplug it immediately and contact an authorized dealer or service center. Do not attempt to remove the back cover, as you will be exposed to an electrical shock hazard. The back cover should only be removed by qualified service personnel. High temperatures can cause problems. Don't use your monitor in direct sunlight, and keep it away from heaters, stoves, fireplaces, and other sources of heat. Unplug your monitor from the electric outlet before any service is performed. If you do not see a telephone If you need assistance in determining which codes to use, contact a local or an international operator. Your Monitor Setup Guide. IC 651 and Please and thank you Paris you won't find a service manual for the monitor. 1. Take the unit off its pedestal and remove the 4 screws holding the back support. Parts are cheap on ebay and service manuals are available on dell's support site. All you need is a small phillips screwdriver..



<http://dev.pb-adcon.de/node/21437>

Otherwise, all one can do, is swap out, know good for bad, starting with the Power Supply, and working back, as if PSU. With the service manual, you can troubleshoot and hopefully repair your unit. The service manual, is what engineers used to troubleshoot and repair these. Contact to the email address listed there. Hope this will help. Answer questions, earn points and help others. Adobe is a trademark of Adobe Systems Incorporated, which may be registered in ENERGY STAR is a registered trademark of the U.S. Environmental Protection Agency. As an ENERGY STAR partner, Dell Inc. When I unplug my display via DVI, the display keeps cycling through inputs. If I don't get the SIPS panel and get the other one, would it make that big of a difference qualitywise. Find great deals on eBay for dell 2007WFP and dell 2007wfpb. Shop with confidence. User manual for the device Dell UltraSharp 2007WFP. Dell 2007WFP Specs NOW POSTED Discussion in Displays started by HoodooGuru, Mar 8, 2006. In fact, the similarities do not end there. Offering native widescreen support and a resolution of 1680 by 1050, the 2007WFP is truly stunning and will make an excellent addition to your home PC. Dell 2007wfp User Manual 1 UPDATED 2007wfpb dell manual, 2 INFORMATION ABOUT THE DOWNLOAD DELL 2007WFP Monitors User Guide Manual Technical details Operating. DELL 2007FP, 2007FPb, 2007WFPb Repair Kit. Details about DELL 2007FP, 2007FPb 2007WFPb Power Supply Repair Kit. Be the first to write a review. Apa website citation form, 10q form, Troubleshooting and repair guide, Green chemistry report, Slammed report to fcc. Reload to refresh your session. Reload to refresh your session. We should do this for several simple

reasons First of all view first pages of the manual, you can find above. You should find there the most important technical data Dell 2007WFP thus you can check whether the hardware meets your expectations.



When delving into next pages of the user manual, Dell 2007WFP you will learn all the available features of the product, as well as information on its operation. The information that you get Dell 2007WFP will certainly help you make a decision on the purchase. You will learn then if you properly used the available features, and whether you have not made any mistakes, which can shorten the lifetime Dell 2007WFP. Almost always you will find there Troubleshooting, which are the most frequently occurring failures and malfunctions of the device Dell 2007WFP along with tips on how to solve them. Trademarks used in this text Dell, the DELL logo, Inspiron, Dell Precision, Dimension, OptiPlex, Latitude, PowerEdge, PowerVault, PowerApp, and Dell OpenManage are trademarks of DellInc Microsoft, Windows, and Windows NT areregisteredtrademarksofMicrosoftCorporation Adobe is a trademark of Adobe Systems Incorporated, which may be registered in certain jurisdictions. ENERGY STAR is a registered trademark of the U.S. Environmental Protection Agency. As an ENERGY STAR partner, Dell Inc. Other trademarks and trade names may be used in this document to refer to either the entities claiming the marks and names or their products. Dell Inc. disclaims any proprietary interest in trademarks and trade names other than its own. NOTICE A NOTICE indicates either potential damage to hardware or loss of data and tells you how to avoid the problem. CAUTION A CAUTION indicates a potential for property damage, personal injury, or death. Ask your question here. Provide a clear and comprehensive description of the issue and your question. The more detail you provide for your issue and question, the easier it will be for other Dell 2007FP owners to properly answer your question. Ask a question About the Dell 2007FP This manual comes under the category Monitors and has been rated by 1 people with an average of a 7.8. This manual is available in the following languages English.



Do you have a question about the Dell 2007FP or do you need help. Ask your question here Dell 2007FP specifications An HDMI cable is used to transport audio and video signals between devices. ManualSearcher.com ensures that you will find the manual you are looking for in no time. Our database contains more than 1 million PDF manuals from more than 10,000 brands. Every day we add the latest manuals so that you will always find the product you are looking for. Its very simple just type the brand name and the type of product in the search bar and you can instantly view the manual of your choice online for free. ManualSearcher. com If you continue to use this site we will assume that you are happy with it. Read more Ok. You may find documents other than just We keep our list of direct Dell driver and firmware links up to date so they are easy to find when you need them. Please use the box above to search for any other information. Where can I get it Posted by ilicbojan 6 years ago Dell S2340L Answers Where Can I Get A Service Manual Or Schematic For Dell E2210 Monitor. What can I do to fix this problem. Dell bundles monitors with its desktop computers as package deals, as well as selling them separately through their online store and some other retailers. You can help by adding to it. June 2019 Integrated 2MP webcam with dual microphones. Low quality 1000uF 16v capacitors fail causing display issues and no power. Low quality 330uF capacitors fail causing display issues and no power. Certain software known to cause startup and recovery problems, and lock menu. Retrieved 21 March 2015. Retrieved 20 August 2009. Retrieved 21 March 2015. By using this site, you agree to the Terms of Use and Privacy Policy. And by having access to our ebooks online or by storing it on your computer, you have convenient answers with Dell Ultrasharp 2007fp User Manual.

To get started finding Dell Ultrasharp 2007fp User Manual, you are right to find our website which has a comprehensive collection of manuals listed. Our library is the biggest of these that have literally hundreds of thousands of different products represented. I get my most wanted eBook Many thanks If there is a survey it only takes 5 minutes, try any survey which works for you.

<https://www.caribbeandentist.com/wp-content/plugins/formcraft/file-upload/server/content/files/1629059ef9bd65---Casio-cash-register-manual.pdf>

<http://www.liga.org.ua/content/electrical-machines-laboratory-manual>